

This document contains key information you should know about the Manulife Short Term Yield Class (the "Fund"). You can find more details in the Fund's Simplified Prospectus. Ask your representative for a copy, contact Manulife Investments, a division of Manulife Asset Management Limited (the "Manager"), at 1 888 588 7999, manulifemutualfunds@manulife.com, or visit manulifemutualfunds.ca.

Before you invest in any fund, consider how the fund would work with your other investments and your tolerance for risk.

Effective on or before April 6, 2018, the series will be closed to new and additional purchases.

QUICK FACTS

Fund code: MMF 8604

Date series started: October 29, 2002

Total value of fund on November 30, 2017: \$17,556,396

Management expense ratio (MER): 0.59%

Fund manager: Manulife Investments, a division of Manulife Asset Management Limited

Portfolio manager: Manulife Asset Management Limited

Distributions: Annually, if any, in April (ordinary dividends) and/or in May or June (capital gains dividends)

Minimum investment: \$500 initial, \$25 subsequent

WHAT DOES THE FUND INVEST IN?

The Fund seeks to generate a money market rate of return. This return may be generated by investing in high quality, short-term fixed income securities issued by Canadian federal or provincial governments, Canadian chartered banks, and loan, trust and other companies operating in Canada. The Fund may also use options or other derivative strategies to hedge a portfolio of Canadian equities in order to approximate a money market rate of return. The Fund does not invest in foreign securities.

The charts below give you a snapshot of the Fund's investments on November 30, 2017. The Fund's investments will change.

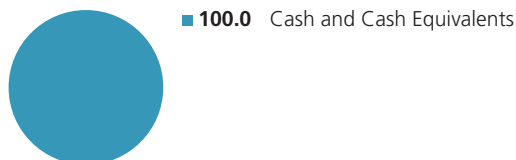
Top 10 investments (November 30, 2017)

1 Cash and Cash Equivalents	99.98%
-----------------------------	--------

Total percentage of top 10 investments	99.98%
---	---------------

Total number of investments: 1

Investment mix (%) (November 30, 2017)



HOW RISKY IS IT?

The value of the Fund can go down as well as up. You could lose money.

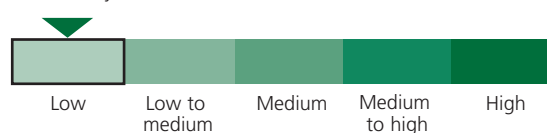
One way to gauge risk is to look at how much a fund's returns change over time. This is called "volatility".

In general, funds with higher volatility will have returns that change more over time. They typically have a greater chance of losing money and may have a greater chance of higher returns. Funds with lower volatility tend to have returns that change less over time. They typically have lower returns and may have a lower chance of losing money.

Risk rating

The Manager has rated the volatility of this Fund as **low**.

This rating is based on how much the Fund's returns have changed from year to year. It doesn't tell you how volatile the Fund will be in the future. The rating can change over time. A fund with a low risk rating can still lose money.



For more information about the risk rating and specific risks that can affect the Fund's returns, see "What Are the Risks of Investing in the Fund?" in the Fund's Simplified Prospectus.

No guarantees

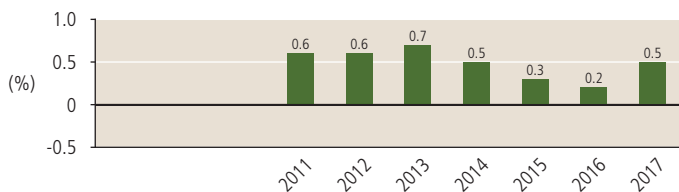
Like most mutual funds, this Fund doesn't have any guarantees. You may not get back the amount of money you invest.

HOW HAS THE FUND PERFORMED?

This section tells you how the Series F securities of the Fund have performed over the past 7 years*. Returns are after expenses have been deducted. These expenses reduce the Fund's returns.

Year-by-year returns

This chart shows how the Series F securities of the Fund have performed in each of the past 7 years. The Fund has not dropped in value in the past 7 years. The range of returns and change from year to year can help you assess how risky the Fund has been in the past. It does not tell you how the Fund will perform in the future.



Best and worst 3-month returns

This table shows the best and worst returns for Series F securities of the Fund in a 3-month period over the past 7 years. The best and worst 3-month returns could be higher or lower in the future. Consider how much of a loss you could afford to take in a short period of time.

	Return	3 months ending	If you invested \$1,000 at the beginning of the period
Best return	1.15%	March 31, 2008	Your investment would rise to \$1,012
Worst return	0.00%	June 30, 2010	Your investment would stay at \$1,000

Average return

The annual compound return of the Series F securities of the Fund was 0.77% since October 23, 2010. If you had invested \$1,000 in the Fund on October 23, 2010, on November 30, 2017 your investment would now be worth \$1,080.

* Since the Fund had a material merger on October 23, 2010, performance for this series has been reset as of the date of the merger.

WHO IS THIS FUND FOR?

The Fund is suitable primarily for investors who:

- Are looking for liquidity
- Prefer a low level of investment risk
- Are investing for the short term – less than 1 year

A WORD ABOUT TAX

In general, you'll have to pay income tax on taxable distributions made to you by the Fund and on any gains you make if you redeem your securities in the Fund. How much you pay depends on the tax laws that apply to you and whether or not you hold the Fund in a registered plan, such as a Registered Retirement Savings Plan or Tax-Free Savings Account.

Keep in mind that if you hold your fund in a non-registered account, fund distributions are included in your taxable income, whether you receive them in cash or have them reinvested.

HOW MUCH DOES IT COST?

The following tables show the fees and expenses you could pay to buy, own and sell Series F securities of the Fund. The fees and expenses - including any commissions - can vary among series of a fund and among funds. Higher commissions can influence representatives to recommend one investment over another. Ask about other funds and investments that may be suitable for you at a lower cost.

Sales charges

Series F securities of the Fund are not subject to sales charges.

Fund expenses

You don't pay these expenses directly. They affect you because they reduce the returns of the Fund. As of October 31, 2017, the Fund's expenses were 0.59% of its value. This equals \$5.90 for every \$1,000 invested.

	Annual rate (as a % of the Fund's value)
Management expense ratio (MER) This is the total of the Fund's management fee, a fixed administration fee and certain specified operating expenses. The Manager waived some of the Fund's expenses. If it had not done so, the MER would have been higher.	0.59%
Trading expense ratio (TER) These are the Fund's trading costs.	0.00%
Fund expenses	0.59%

More about the trailing commission

No trailing commission is paid in respect of the Series F securities.

Other fees

You may have to pay other fees when you buy, hold, sell or switch securities of the Fund.

Fee	What you pay
Short-term trading fee	Up to 2% of the value of your securities if, during the restricted period (from March 31st to the date on which the annual capital gains dividends of a Manulife Corporate Class are distributed or notice is provided that no such dividends will be paid for such Manulife Corporate Class), you switch from such Manulife Corporate Class into the Fund and do not hold your investment in the Fund for a minimum of 30 days.
Switch fee	Your representative's firm may charge you up to 2.0% of the value of securities you switch to another mutual fund.
Fee-based arrangements	Series F securities require investors to participate in a fee-based arrangement with their representative's firm. Fees in connection with such arrangements are negotiated between you and your representative's firm.

WHAT IF I CHANGE MY MIND?

Under securities law in some provinces and territories, you have the right to:

- Withdraw from an agreement to buy mutual fund securities within two business days after you receive a Simplified Prospectus or Fund Facts document, or
- Cancel your purchase order within 48 hours after you receive confirmation of the purchase.

In some provinces and territories, you also have the right to cancel a purchase, or in some jurisdictions, claim damages, if the Simplified Prospectus, Annual Information Form, Fund Facts document or Financial Statements contain a misrepresentation. You must act within the time limit set by the securities law in your province or territory.

For more information, see the securities law of your province or territory or ask a lawyer.

FOR MORE INFORMATION

Contact Manulife Investments, a division of Manulife Asset Management Limited or your representative for a copy of the Fund's Simplified Prospectus and other disclosure documents. These documents and the Fund Facts make up the Fund's legal documents.

Manulife Investments
A division of Manulife Asset Management Limited
Order Receipt Office
500 King Street North
Del Stn 500 G-B
Waterloo, Ontario N2J 4C6

1 888 588 7999
manulifemutualfunds@manulife.com
manulifemutualfunds.ca

To learn more about investing in mutual funds, see the brochure **Understanding mutual funds**, which is available on the website of the Canadian Securities Administrators at securities-administrators.ca.