

This document contains key information you should know about Manulife Diversified Investment Fund (the "Fund"). You can find more details in the Fund's Simplified Prospectus. Ask your representative for a copy, contact Manulife Investments, a division of Manulife Asset Management Limited (the "Manager"), at 1 888 588 7999, manulifemutualfunds@manulife.com, or visit manulifemutualfunds.ca.

Before you invest in any fund, consider how the fund would work with your other investments and your tolerance for risk.

This series is closed to new purchases, other than purchases made under existing pre-authorized chequing and dollar cost averaging plans.

QUICK FACTS

Fund code: Not applicable, closed to new investments

Date series started: July 8, 2008

Total value of fund on June 6, 2018: \$1,031,306,643

Management expense ratio (MER): 1.03%

Fund manager: Manulife Investments, a division of Manulife Asset Management Limited

Portfolio manager: Manulife Asset Management Limited (portfolio advisor), Mawer Investment Management Ltd. (sub-advisor)

Distributions: Annually, if any, in December

Minimum investment: Not applicable, closed to new investments

WHAT DOES THE FUND INVEST IN?

The Fund's investment objective is long-term growth. The Fund invests for high long-term, after-tax rates of return. The portfolio sub-advisor intends to achieve this objective by investing in a diversified mix of common shares, preferred shares, treasury bills, short-term notes, debentures and bonds. The Fund may also invest up to all of its assets in other Manulife funds.

The charts below give you a snapshot of the Fund's investments on June 6, 2018. The Fund's investments will change.


Top 10 investments (June 6, 2018)

1	Manulife Global Small Cap Fund, Series X	6.8%
2	Cash and Cash Equivalents	6.3%
3	Canadian Government Bond, 1.00%, Jun 01, 2027	1.8%
4	Canada Housing Trust No. 1, 1.25%, Jun 15, 2021	1.2%
5	Canadian Government Bond, 4.00%, Jun 01, 2041	1.1%
6	Province of Ontario, 3.45%, Jun 02, 2045	1.1%
7	Intertek Group PLC	1.0%
8	Canada Housing Trust No. 1, 1.90%, Sep 15, 2026	0.9%
9	Alphabet, Inc.	0.9%
10	Province of British Columbia, 2.85%, Jun 18, 2025	0.9%

Total percentage of top 10 investments 22.0%

Total number of investments: 313

Investment mix (%) (June 6, 2018)



HOW RISKY IS IT?

The value of the Fund can go down as well as up. You could lose money.

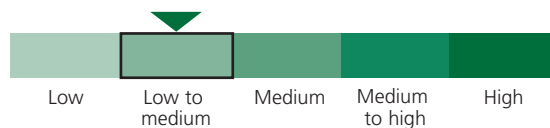
One way to gauge risk is to look at how much a fund's returns change over time. This is called "volatility".

In general, funds with higher volatility will have returns that change more over time. They typically have a greater chance of losing money and may have a greater chance of higher returns. Funds with lower volatility tend to have returns that change less over time. They typically have lower returns and may have a lower chance of losing money.

Risk rating

The Manager has rated the volatility of this Fund as **low to medium**.

This rating is based on how much the Fund's returns have changed from year to year. It doesn't tell you how volatile the Fund will be in the future. The rating can change over time. A fund with a low risk rating can still lose money.



For more information about the risk rating and specific risks that can affect the Fund's returns, see "What Are the Risks of Investing in the Fund?" in the Fund's Simplified Prospectus.

No guarantees

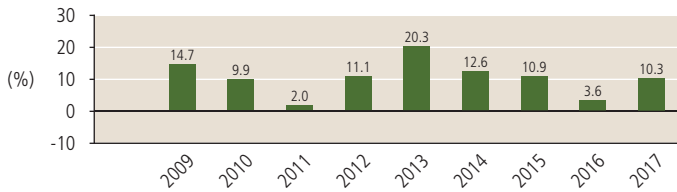
Like most mutual funds, this Fund doesn't have any guarantees. You may not get back the amount of money you invest.

HOW HAS THE FUND PERFORMED?

This section tells you how the Series F securities of the Fund have performed over the past 9 years. Returns are after expenses have been deducted. These expenses reduce the Fund's returns.

Year-by-year returns

This chart shows how the Series F securities of the Fund have performed in each of the past 9 years. The Fund has not dropped in value in the past 9 years. The range of returns and change from year to year can help you assess how risky the Fund has been in the past. It does not tell you how the Fund will perform in the future.



Best and worst 3-month returns

This table shows the best and worst returns for Series F securities of the Fund in a 3-month period over the past 9 years. The best and worst 3-month returns could be higher or lower in the future. Consider how much of a loss you could afford to take in a short period of time.

	Return	3 months ending	If you invested \$1,000 at the beginning of the period
Best return	10.05%	May 31, 2009	Your investment would rise to \$1,101
Worst return	-5.77%	September 30, 2011	Your investment would drop to \$942

Average return

The annual compound return of the Series F securities of the Fund was 8.51% since July 8, 2008. If you had invested \$1,000 in the Fund on July 8, 2008, on June 30, 2018 your investment would now be worth \$2,259.

WHO IS THIS FUND FOR?

The Fund is suitable for investors who:

- Are seeking long-term growth through a diversified portfolio of equity and fixed income securities
- Prefer a low to medium level of investment risk
- Are investing for the medium to long term – 3 to 5 years

A WORD ABOUT TAX

In general, you'll have to pay income tax on taxable distributions made to you by the Fund and on any gains you make if you redeem your securities in the Fund. How much you pay depends on the tax laws that apply to you and whether or not you hold the Fund in a registered plan, such as a Registered Retirement Savings Plan or Tax-Free Savings Account.

Keep in mind that if you hold your fund in a non-registered account, fund distributions are included in your taxable income, whether you receive them in cash or have them reinvested.

HOW MUCH DOES IT COST?

The following tables show the fees and expenses you could pay to buy, own and sell Series F securities of the Fund. The fees and expenses - including any commissions - can vary among series of a fund and among funds. Higher commissions can influence representatives to recommend one investment over another. Ask about other funds and investments that may be suitable for you at a lower cost.

Sales charges

Series F securities of the Fund are not subject to sales charges.

Fund expenses

You don't pay these expenses directly. They affect you because they reduce the returns of the Fund. As of December 31, 2017, the Fund's expenses were 1.06% of its value. This equals \$10.60 for every \$1,000 invested.

	Annual rate (as a % of the Fund's value)
Management expense ratio (MER) This is the total of the Fund's management fee, a fixed administration fee and certain specified operating expenses. The Manager waived some of the Fund's expenses. If it had not done so, the MER would have been higher.	1.03%
Trading expense ratio (TER) These are the Fund's trading costs.	0.03%
Fund expenses	1.06%

More about the trailing commission

No trailing commission is paid in respect of the Series F securities.

Other fees

You may have to pay other fees when you buy, hold, sell or switch securities of the Fund.

Fee	What you pay
Short-term trading fee	2.0% of the value of securities you sell or switch within 7 days (for market timing) or 90 days (for excessive trading) of buying them. This fee goes to the Fund.
Switch fee	Your representative's firm may charge you up to 2.0% of the value of securities you switch to another mutual fund.
Fee-based arrangements	Series F securities require investors to participate in a fee-based arrangement with their representative's firm. Fees in connection with such arrangements are negotiated between you and your representative's firm.

WHAT IF I CHANGE MY MIND?

Under securities law in some provinces and territories, you have the right to:

- Withdraw from an agreement to buy mutual fund securities within two business days after you receive a Simplified Prospectus or Fund Facts document, or
- Cancel your purchase order within 48 hours after you receive confirmation of the purchase.

In some provinces and territories, you also have the right to cancel a purchase, or in some jurisdictions, claim damages, if the Simplified Prospectus, Annual Information Form, Fund Facts document or Financial Statements contain a misrepresentation. You must act within the time limit set by the securities law in your province or territory.

For more information, see the securities law of your province or territory or ask a lawyer.

FOR MORE INFORMATION

Contact Manulife Investments, a division of Manulife Asset Management Limited or your representative for a copy of the Fund's Simplified Prospectus and other disclosure documents. These documents and the Fund Facts make up the Fund's legal documents.

Manulife Investments
A division of Manulife Asset Management Limited
Order Receipt Office
500 King Street North
Del Stn 500 G-B
Waterloo, Ontario N2J 4C6

1 888 588 7999
manlifemutualfunds@manulife.com
manlifemutualfunds.ca

To learn more about investing in mutual funds, see the brochure **Understanding mutual funds**, which is available on the website of the Canadian Securities Administrators at securities-administrators.ca.