

This document contains key information you should know about the Manulife Canadian Opportunities Balanced Fund (the "Fund"). You can find more details in the Fund's Simplified Prospectus. Ask your representative for a copy, contact Manulife Investments, a division of Manulife Asset Management Limited (the "Manager"), at 1 888 588 7999, [manulifemutualfunds@manulife.com](mailto:manulifemutualfunds@manulife.com), or visit [manulifemutualfunds.ca](http://manulifemutualfunds.ca).

**Before you invest in any fund, consider how the fund would work with your other investments and your tolerance for risk.**

**Please see the last page of this document for details about a pending fund merger involving the Fund.**

## QUICK FACTS

**Fund code:** MMF 4609

**DCA:** MMF 24609

**Date series started:** May 25, 2011

**Total value of fund on November 30, 2017:** \$75,033,830

**Management expense ratio (MER):** 1.14%

**Fund manager:** Manulife Investments, a division of Manulife Asset Management Limited

**Portfolio manager:** Manulife Asset Management Limited

**Distributions:** Quarterly, if any, generally at the end of March, June, September and December

**Minimum investment:** \$500 initial, \$25 subsequent

## WHAT DOES THE FUND INVEST IN?

The Fund's investment objective is income and long-term capital growth. The Fund's assets are primarily allocated across two fundamental asset classes – equities and fixed income securities. The equity portion of the Fund's assets will primarily be invested in a portfolio of Canadian securities. A smaller portion of the equity portfolio may be invested in U.S. or international equities. The fixed income portion of the Fund primarily will be invested in bonds and debentures of various terms issued or guaranteed by Canadian and foreign federal, provincial or municipal governments or corporations. The Fund may seek to accomplish its objective by investing in securities of other mutual funds. The Fund may invest up to 30% of its assets in foreign securities.

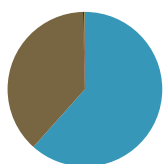
The charts below give you a snapshot of the Fund's investments on November 30, 2017. The Fund's investments will change.

### Top 10 investments (November 30, 2017)

<b>1</b> Manulife Canadian Opportunities Fund, Series X	61.60%
<b>2</b> Manulife Corporate Bond Fund, Series X	37.96%
<b>3</b> Cash and Cash Equivalents	0.34%
<b>Total percentage of top 10 investments</b>	<b>99.90%</b>

**Total number of investments: 3**

### Investment mix (%) (November 30, 2017)



■ 61.6	Mutual Funds - Canadian Equities
■ 38.0	Mutual Funds - Canadian Bonds
■ 0.3	Cash and Cash Equivalents
■ 0.1	Net Other Assets (Liabilities)

## HOW RISKY IS IT?

The value of the Fund can go down as well as up. You could lose money.

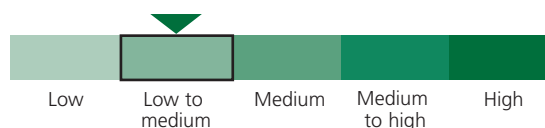
One way to gauge risk is to look at how much a fund's returns change over time. This is called "volatility".

In general, funds with higher volatility will have returns that change more over time. They typically have a greater chance of losing money and may have a greater chance of higher returns. Funds with lower volatility tend to have returns that change less over time. They typically have lower returns and may have a lower chance of losing money.

### Risk rating

The Manager has rated the volatility of this Fund as **low to medium**.

This rating is based on how much the Fund's returns have changed from year to year. It doesn't tell you how volatile the Fund will be in the future. The rating can change over time. A fund with a low risk rating can still lose money.



For more information about the risk rating and specific risks that can affect the Fund's returns, see "What Are the Risks of Investing in the Fund?" in the Fund's Simplified Prospectus.

### No guarantees


Like most mutual funds, this Fund doesn't have any guarantees. You may not get back the amount of money you invest.

## HOW HAS THE FUND PERFORMED?

This section tells you how the Series F securities of the Fund have performed over the past year\*. Returns are after expenses have been deducted. These expenses reduce the Fund's returns.

### Year-by-year returns

This chart shows how the Series F securities of the Fund have performed in the past year. The Fund has not dropped in value in the past year. The range of returns and change from year to year can help you assess how risky the Fund has been in the past. It does not tell you how the Fund will perform in the future.



### Best and worst 3-month returns

This table shows the best and worst returns for Series F securities of the Fund in a 3-month period over the past year. The best and worst 3-month returns could be higher or lower in the future. Consider how much of a loss you could afford to take in a short period of time.

	Return	3 months ending	If you invested \$1,000 at the beginning of the period
Best return	5.75%	October 31, 2017	Your investment would rise to \$1,058
Worst return	-1.42%	July 31, 2017	Your investment would drop to \$986

### Average return

The annual compound return of the Series F securities of the Fund was 10.43% since March 11, 2016. If you had invested \$1,000 in the Fund on March 11, 2016, on November 30, 2017 your investment would now be worth \$1,186.

\* Since the Fund had a material merger on March 11, 2016, performance for this series has been reset as of the date of the merger.

## WHO IS THIS FUND FOR?

The Fund is suitable for investors who:

- Are seeking long-term capital appreciation
- Are seeking a foundation for a well-diversified portfolio
- Prefer a low to medium level of investment risk
- Are investing for the medium to long term – 3 to 5 years

## A WORD ABOUT TAX

In general, you'll have to pay income tax on taxable distributions made to you by the Fund and on any gains you make if you redeem your securities in the Fund. How much you pay depends on the tax laws that apply to you and whether or not you hold the Fund in a registered plan, such as a Registered Retirement Savings Plan or Tax-Free Savings Account.

Keep in mind that if you hold your fund in a non-registered account, fund distributions are included in your taxable income, whether you receive them in cash or have them reinvested.

## HOW MUCH DOES IT COST?

The following tables show the fees and expenses you could pay to buy, own and sell Series F securities of the Fund. The fees and expenses - including any commissions - can vary among series of a fund and among funds. Higher commissions can influence representatives to recommend one investment over another. Ask about other funds and investments that may be suitable for you at a lower cost.

### Sales charges

Series F securities of the Fund are not subject to sales charges.

### Fund expenses

You don't pay these expenses directly. They affect you because they reduce the returns of the Fund. As of June 30, 2017, the Fund's expenses were 1.24% of its value. This equals \$12.40 for every \$1,000 invested.

	Annual rate (as a % of the Fund's value)
<b>Management expense ratio (MER)</b> This is the total of the Fund's management fee and operating expenses. The Manager waived some of the Fund's expenses. If it had not done so, the MER would have been higher.	1.14%
<b>Trading expense ratio (TER)</b> These are the Fund's trading costs.	0.10%
<b>Fund expenses</b>	<b>1.24%</b>

### More about the trailing commission

No trailing commission is paid in respect of the Series F securities.

### Other fees

You may have to pay other fees when you buy, hold, sell or switch securities of the Fund.

Fee	What you pay
<b>Short-term trading fee</b>	Up to 2.0% of the value of securities you sell or switch within 30 days of buying them. This fee goes to the Fund.
<b>Switch fee</b>	Your representative's firm may charge you up to 2.0% of the value of securities you switch to another mutual fund.
<b>Fee-based arrangements</b>	Series F securities require investors to participate in a fee-based arrangement with their representative's firm. Fees in connection with such arrangements are negotiated between you and your representative's firm.

## WHAT IF I CHANGE MY MIND?

Under securities law in some provinces and territories, you have the right to:

- Withdraw from an agreement to buy mutual fund securities within two business days after you receive a Simplified Prospectus or Fund Facts document, or
- Cancel your purchase order within 48 hours after you receive confirmation of the purchase.

In some provinces and territories, you also have the right to cancel a purchase, or in some jurisdictions, claim damages, if the Simplified Prospectus, Annual Information Form, Fund Facts document or Financial Statements contain a misrepresentation. You must act within the time limit set by the securities law in your province or territory.

For more information, see the securities law of your province or territory or ask a lawyer.

---

## FOR MORE INFORMATION

Contact Manulife Investments, a division of Manulife Asset Management Limited or your representative for a copy of the Fund's Simplified Prospectus and other disclosure documents. These documents and the Fund Facts make up the Fund's legal documents.

Manulife Investments  
A division of Manulife Asset Management Limited  
Order Receipt Office  
500 King Street North  
Del Stn 500 G-B  
Waterloo, Ontario N2J 4C6

1 888 588 7999  
manulifemutualfunds@manulife.com  
manulifemutualfunds.ca

To learn more about investing in mutual funds, see the brochure **Understanding mutual funds**, which is available on the website of the Canadian Securities Administrators at [securities-administrators.ca](http://securities-administrators.ca).

## PENDING FUND MERGER

Manulife Asset Management Limited proposes to merge the Fund into Manulife Canadian Monthly Income Fund effective on or about May 25, 2018. If you have questions about the merger or investing in this Fund, you should contact the Manager or speak to your representative. Further information is also available in the Fund's Simplified Prospectus.